

符合人體工學的ASA扭力支臂架夾持系統可以減低操作者疲勞，增加生產力。

Reduce operator fatigue and increase productivity with the ASA TORQUE ARM ergonomics tool support system.

特點 Feature

- 採用經陽級處理之鋁材質，重量輕。
 - 無金屬直接接觸之接點，不會因磨耗產生粉塵。
 - 兩件式組合前臂，組裝過程中工具移動更自由。
 - 端點至前臂為容易調整之縮疊式構造，調整精度可達一英吋。
 - 操作夾持系統所需力量可依不同操作員之需求調整。
 - 操作員不易疲勞。
 - 連續操作下亦能維持高精度之運作。
 - 結構堅固，可承受高負荷。
 - 適用於氣動及電動工具之夾持。
- Anodized aluminum finish.
 - No metal-to-metal joints to create particle count.
 - 2-piece hinged forearm allows more freedom of movement in the assembly process.
 - Telescoping reach from end of forearm allows easy adjustment in 1-inch increments.
 - Resistance can be set to suit individual operator preference.
 - Reduce operator fatigue.
 - Provide consistency and accuracy for repetitive assembly tasks.
 - Heavy duty construction.
 - For use with pneumatic and electric tools.

氣壓缸系列規格表 Air cylinder series specification

型號 Model	說明 Description	操作範圍 Reach	最大載重 Capacity	扭力上限 Maximum Torque
STD-15110-AC	標準型 Standard	4-33 in	0 ~ 15 Lbs	110 lbs-in
PARA-15110-AC	平行臂型 Parallel	4-33 in	0 ~ 15 Lbs	110 lbs-in

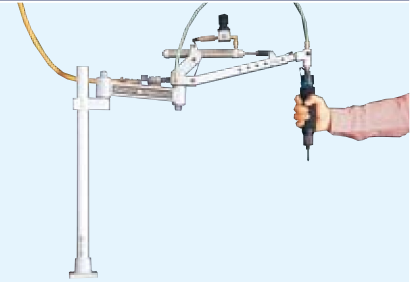
油壓缸系列規格表 Oil cylinder series specification

型號 Model	說明 Description	操作範圍 Reach	最大載重 Capacity	扭力上限 Maximum Torque
STD-03110-OC	標準型 Standard	4-33 in	0 ~ 3.0 Lbs	110 lbs-in
PARA-03110-OC	平行臂型 Parallel	4-33 in	0 ~ 3.0 Lbs	110 lbs-in


功能 Function

- 允許工具各方向之前後、左-右移動。
 - 兩件式組合前臂使組裝過程中工具移動更自由。
 - 端點至前臂為容易調整之縮疊式構造，調整精度可達一英吋，調整極限可達六英吋。
- Allows universal tool motion from side to side and front to back.
 - 2-piece hinged forearm allows more freedom of movement in the assembly process.
 - Telescoping reach from end of Forearm allows easy adjustment in 1-inch increments up to 6inches.

氣壓缸標準型系列 STD-15110-AC Standard system (air cylinder type)



油壓缸平行臂型系列 PARA-03110-OC Parallel system (oil cylinder type)








ASA扭力支臂架夾持系統之配件 ASA Torque arm accessories

可根據作業型態選擇不同的夾持臂前端轉接配件，結構堅固的工具夾持器可容許各方向轉動、擺動、扭轉之操作，也可以根據作業需求鎖定一個或數個方向之旋轉動作。此外，工具夾持器轉接配件使用容易，可運用在各種不同的作業環境。

End-of-Arm tooling options for the ASA torque arm allow you to choose the style your application requires. The tool holders allow the tool to swivel, rotate, swing or twist. Its heavy duty construction allows you to lock out any single or combination of rotating actions allowing only the motions required by your application. In addition, End-of-Arm Tooling brackets allow easy conversion, so one ASA torque arm can be used for more than one application.

配件表 (選購品) Accessories (Optional)

槍型固定座 Pistol grip tool mount	90° 彎頭固定座 Right angle tool mount	電動工具固定座 Wrist bracket "V" for electric tool mount	電動工具固定座 Wrist bracket "V" for electric tool mount	氣動工具固定座 Air manifold	牆壁固定夾 Wall Clamp	桌上固定夾 Bench Clamp
						
EAA-21		EAP-202ED (For STD type)	EAP-202 (For PARA type)	EAP-203 (For PARA type)	EAA-01	EAA-02