

# JBC

[www.jbctools.com](http://www.jbctools.com)



## Pre-Filter

Ref. FAE2-110

# Packing List

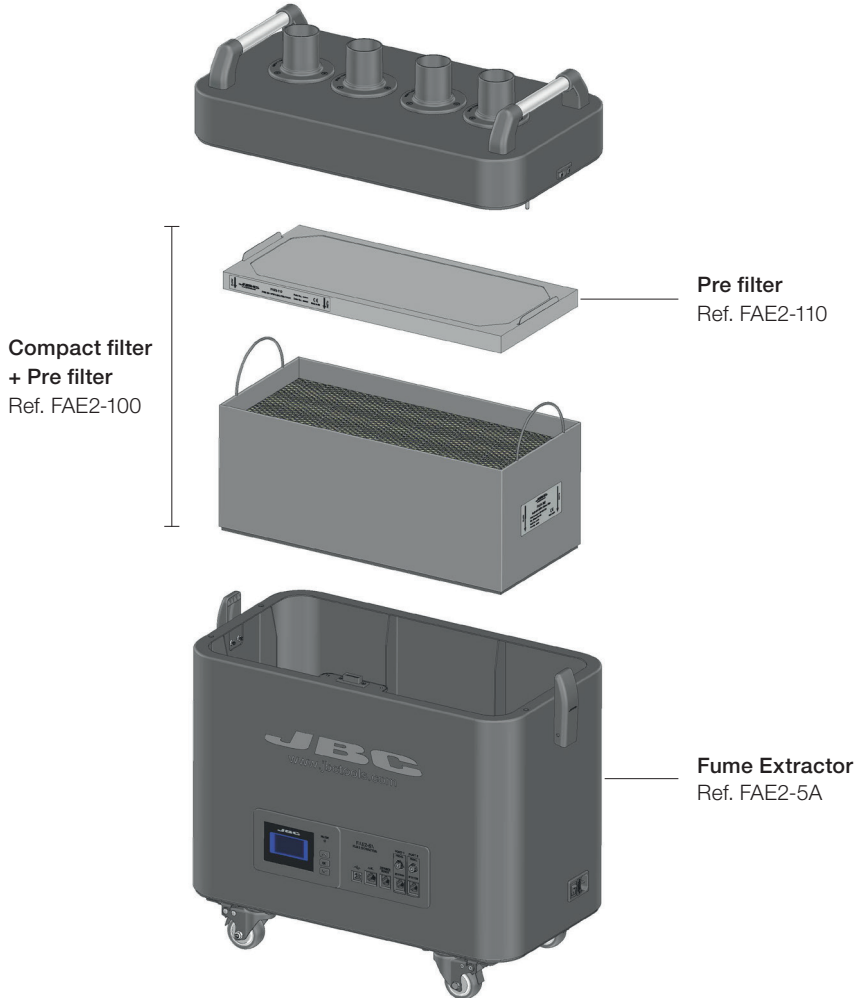
The following items should be included:

**Pre-Filter** ..... 5 units  
Ref. FAE2-110

**Manual** ..... 1 unit  
Ref. 0020108




## Features




# Replacement

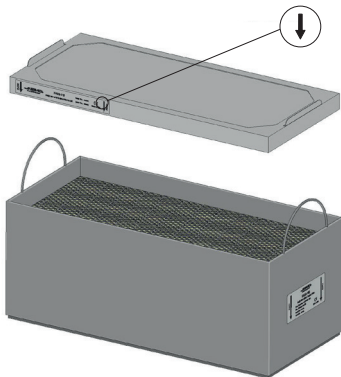
- The unit notifies through both the display and the LED when filters need maintenance.
- To replace the pre-filter, first turn the fume extractor off. Then remove the cover by opening the side closures of the casing.



- If once the pre-filter has been changed the saturation indicator is on, it means that the compact filter is already saturated and must be replaced too.
- If the display shows an error message when the equipment is switched on, it is probable that the cover and casing connectors are dirty and making false contact between them. Remove the cover and clean both connectors.



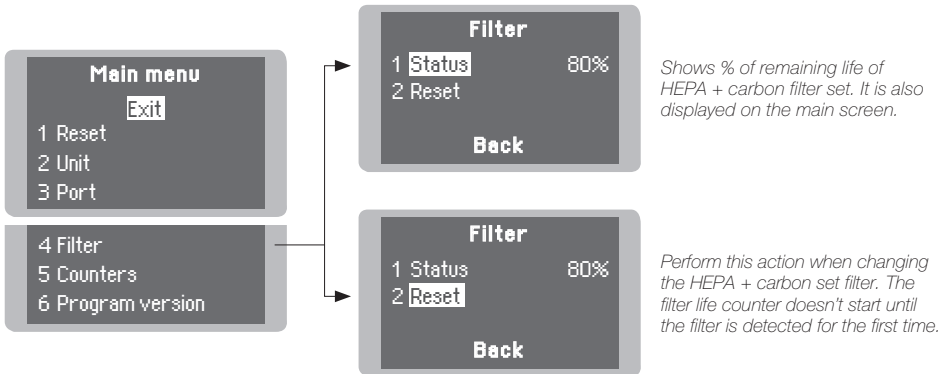
- Insert the pre-filter according to the arrows ↓↓ in the upper part.



 **Read safety guidelines to do the equipment maintenance securely.**

## Control Process

### Filter Menu



### Warning & Errors

**WARNING #1**  
Useful filter life is about to wear out. In X days the filter life is going to finish.

**WARNING #2**  
Filter is about to obstruct.

*The unit notifies when filters need maintenance.*

**STOP #1**  
Useful filter life is worn out. Replace it and execute reset function in the filter menu.

**STOP #2**  
Filter obstructed. Replace the pre-filter, if the error remains, replace the HEPA+carbon filter set.

**STOP #3**  
Filter not detected. Place a filter in order to use the fume extractor.

*The unit stops working when filters have to be replaced.*

## Safety



**It is imperative to follow safety guidelines to prevent electric shock, injury, fire or explosion.**

- The equipment is only designed to filtrate the fumes generated by soldering.
- Do not use the units for the filtration of combustible, explosive or corrosive gasses. Incorrect use may cause fire.
- Maintenance must not be carried out by children unless supervised.
- Keep your workplace clean and tidy. Wear appropriate protective mask, glasses and gloves when handling dirt filter or pre-filter.
- Saturated filters can not be cleaned and reused.
- Avoid blowing the filter or the dirty parts of the equipment, if necessary it is advisable to vacuum.
- Avoid losing particles in the filter during handling it.
- Treat the saturated filters as waste depending on the filtered contaminant and the applicable standars in each country.

European Waste Catalog classification:

15 02: Absorbents, filter materials, wiping cloths and protective clothing.

15 02 02: Absorbents, filter materials (including oil filters not otherwise specified, wiping cloths, protective clothing contaminated by dangerous substances.

15 02 03: Absorbents, filter materials, wiping cloths and protective clothing other than those mentioned in 15 02 02.

- In case of not complying with the filter change recommendations, the maximum particle and gas concentrations established in each country could be exceeded.



# Specifications

- Net Weight (1 unit): 122 gr (0.02 lb)
- Dimensions (1 unit): 445 x 200 x 25 mm (17.52 x 7.87 x 0.98 in)
- Medium dust filter M5 (EN 779)

Complies with CE standards.  
ESD protected



## Warranty

JBC's two-year warranty covers this equipment against all manufacturing defects, including the replacement of defective parts and labour. Warranty does not cover product wear or misuse. In order for the warranty to be valid, equipment must be returned, postage paid, to the dealer where it was purchased.

**Register your warranty within 30 days of purchase in [www.jbctools.com/productregistration](http://www.jbctools.com/productregistration)**



This product should not be thrown in the garbage. In accordance with the European directive 2002/96/EC, electronic equipment at the end of their life must be collected and returned to an authorized recycling facility.



Manual in other languages available on our website

**[www.jbctools.com](http://www.jbctools.com)**