

ASA 好幫手全自動電動起子 / 防靜電型

Full-auto shut off electric screwdrivers / ESD type



低壓直流馬達驅動型 (附電源控制器)
Low voltage DC motor driving (with controller)



可訂製ESD防靜電型
ESD type is available for ordering.



特點 Feature

- 符合人因工學及蛋形防滑設計，外形輕便。
- 低噪音，高效率。
- 高精準，大範圍扭力輸出。
- 扭力到達，離合器自動準確跳脫。
- Ergonomics and anti-slip egg-shaped design ensures operator comfort.
- Low noise high efficiency.
- High accuracy and wide large torque range.
- Excellent torque control-Ensure accuracy in fastening with precision designed automatic shut-off clutch.

槓桿式 Lever start type · 下壓式 Push to start type (PS)

機種名 Model No.	輸出扭力範圍 Torque range		適用電源控制器 Available controller	無載轉速(±10%) No Load Speed (rpm)	適用螺絲 Available screw	
	kgf-cm	lbf-in			機械牙徑 Machine screw φ	自攻牙徑 Tapping screw φ
ASA-6000	1.5 ~ 12.0	1.30 ~ 10.4	APM-301C AM-85	650-1150	2.0 ~ 3.0mm / 0.08 ~ 0.12in	2.0 ~ 2.6mm / 0.08 ~ 0.10in
ASA-6000(PS)	1.5 ~ 12.0	1.30 ~ 10.4	APM-301C AM-85	600-1000	2.0 ~ 3.0mm / 0.08 ~ 0.12in	2.0 ~ 2.6mm / 0.08 ~ 0.10in
ASA-6500	4.0 ~ 20.0	3.5 ~ 17.4	APM-301C AM-85	550-850	2.6 ~ 4.0mm / 0.10 ~ 0.16in	2.3 ~ 3.5mm / 0.09 ~ 0.14in
ASA-6500(PS)	4.0 ~ 20.0	3.5 ~ 17.4	APM-301C AM-85	550-850	2.6 ~ 4.0mm / 0.10 ~ 0.16in	2.3 ~ 3.5mm / 0.09 ~ 0.14in
ASA-6800	5.0 ~ 25.0	4.3 ~ 21.7	APM-301C AM-85	450-700	3.0 ~ 5.0mm / 0.12 ~ 0.20in	2.6 ~ 4.0mm / 0.10 ~ 0.16in
ASA-6800(PS)	5.0 ~ 25.0	4.3 ~ 21.7	APM-301C AM-85	450-700	3.0 ~ 5.0mm / 0.12 ~ 0.20in	2.6 ~ 4.0mm / 0.10 ~ 0.16in

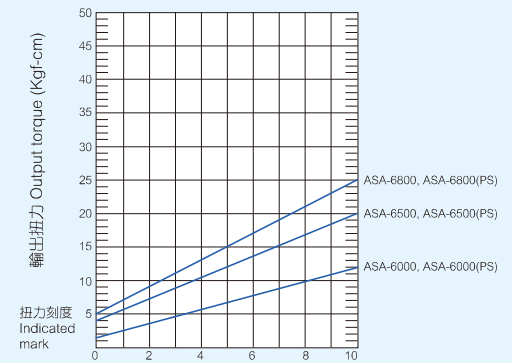
適用電源控制器 Available controller

外觀 Outline	機種名 Model No.	工作電壓(AC) Operating vol.	輸出電壓(DC) Output vol.	體積(mm) Dimension	重量(g) Weight	可操作起子數 Drivable	安規認可 Approval by
	APM-301C	100 ~ 240V	20 ~ 30V 可調式 (Adjustable)	172X84X46	380	1 screwdriver	CB,CE, UL(CUL),CCC, ROHS,REACH
	AM-85	100 ~ 240V	20 ~ 30V 可調式 (Adjustable)	172X84X61	450	1 screwdriver	CB,CE, UL(CUL),CCC, ROHS,REACH

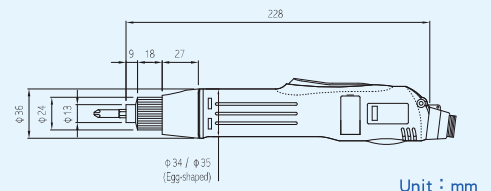
電動起子週邊設備 (選購品) Attachment of electric screwdriver (Optional)

外觀 Outline	名稱 Description	規格 Specification																				
	彎90° 轉接頭 Right angle head	4A9123 (槓桿式系列適用 lever start type series available)																				
	扭力護套 Torque cover	4H2053 (槓桿式系列適用 lever start series available) 6H1047 (下壓式系列適用 Push to start series available)																				
	AT-1050 可調式螺絲整列機 AT-1050 Adjustable screw feeder	適用M1.0~M5.0mm螺絲 Available screw M1.0-M5.0mm																				
	彈吊車 Balancer 本產品可適用於無塵室， 並通過SGS-10等級測試。 This product can be used in the clean room. It has passed SGS Clean room Class-10 test.	<table border="1"> <thead> <tr> <th>型號 Model</th> <th colspan="2">載重 Load</th> <th>伸縮長 Extend L.</th> </tr> <tr> <td></td> <th>kgs</th> <th>lbs</th> <td></td> </tr> </thead> <tbody> <tr> <td>SB-1.2</td> <td>0.5-1.2</td> <td>1.1-2.6</td> <td>1.6 m</td> </tr> <tr> <td>SB-2.0</td> <td>1.0-2.0</td> <td>2.2-4.4</td> <td>1.6 m</td> </tr> <tr> <td>SB-3.0</td> <td>2.0-3.0</td> <td>4.4-6.6</td> <td>1.6 m</td> </tr> </tbody> </table>	型號 Model	載重 Load		伸縮長 Extend L.		kgs	lbs		SB-1.2	0.5-1.2	1.1-2.6	1.6 m	SB-2.0	1.0-2.0	2.2-4.4	1.6 m	SB-3.0	2.0-3.0	4.4-6.6	1.6 m
型號 Model	載重 Load		伸縮長 Extend L.																			
	kgs	lbs																				
SB-1.2	0.5-1.2	1.1-2.6	1.6 m																			
SB-2.0	1.0-2.0	2.2-4.4	1.6 m																			
SB-3.0	2.0-3.0	4.4-6.6	1.6 m																			
	磁環 MAG-O-NETS	<table border="1"> <thead> <tr> <th>編號 Parts NO.</th> <th>內徑 ID</th> <th>外徑 OD</th> <th>厚度 Thick</th> </tr> </thead> <tbody> <tr> <td>AM 1/4</td> <td>7 mm</td> <td>17.5 mm</td> <td>10 mm</td> </tr> <tr> <td>AM 5</td> <td>5 mm</td> <td>17.5 mm</td> <td>10 mm</td> </tr> <tr> <td>AM 4</td> <td>4 mm</td> <td>17.5 mm</td> <td>10 mm</td> </tr> </tbody> </table>	編號 Parts NO.	內徑 ID	外徑 OD	厚度 Thick	AM 1/4	7 mm	17.5 mm	10 mm	AM 5	5 mm	17.5 mm	10 mm	AM 4	4 mm	17.5 mm	10 mm				
編號 Parts NO.	內徑 ID	外徑 OD	厚度 Thick																			
AM 1/4	7 mm	17.5 mm	10 mm																			
AM 5	5 mm	17.5 mm	10 mm																			
AM 4	4 mm	17.5 mm	10 mm																			

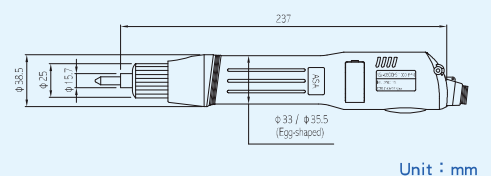
輸出扭力曲線表 Torque Curve



槓桿式 Lever start type



下壓式 Push to start type (PS)



工作電壓 Power Source	30VDC
扭力精度 Torque Accuracy	極精準(±3%) High precision(±3%)
扭力調整 Torque Setting	無段式 Stepless
重量 Weight	490g / 1.1lb 535g / 1.18lb(PS)
長度 Length	228mm / 9.0in 237mm / 9.3in(PS)
握持直徑 Grip diameter	34mm / 1.34in 33mm / 1.3in(PS)
適用起子頭 (選購品) Available bit size (optional)	φ 5, 6.35(1/4") 六角對邊 hex shank