

JBC

www.jbctools.com



Flexible Arm Ø50

Ref. FAE020

Packing List

The following items should be included:

Flexible Arm Ø50 1 unit
Ref. FAE020



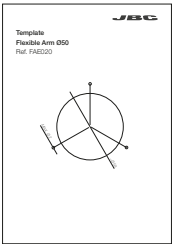
Screws 3 units
Ref. 0019142



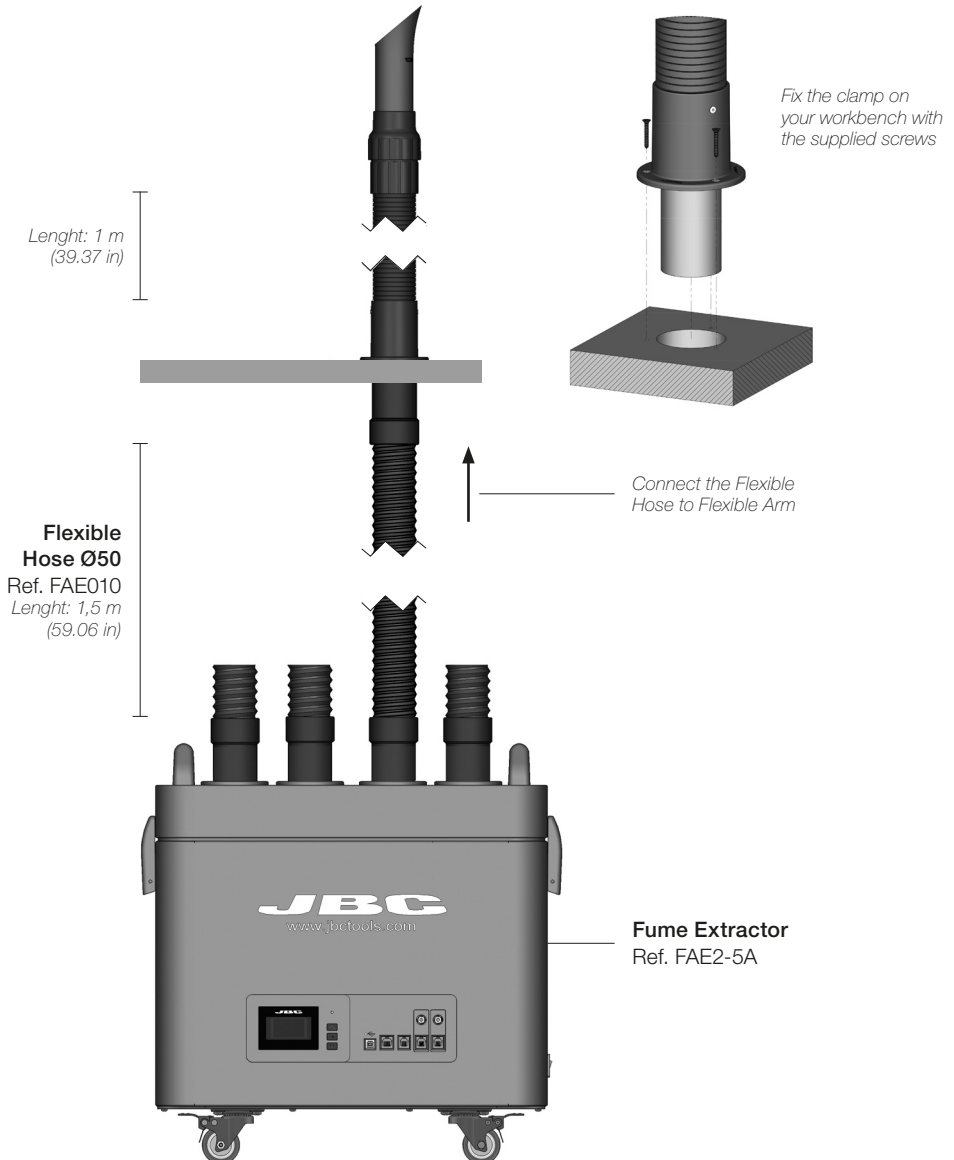
Manual 1 unit
Ref. 0019181



Annex 1 unit
Ref. 0020084





Assembly



Arm assembly

- When the flexible arm loses firmness, it must be re-compressed.
- For a greater compression, turn it slightly clockwise.
- Once the arm is compressed, adapt its position again.



Nozzles

You can replace the supplied nozzle and choose the one that best suits your needs.

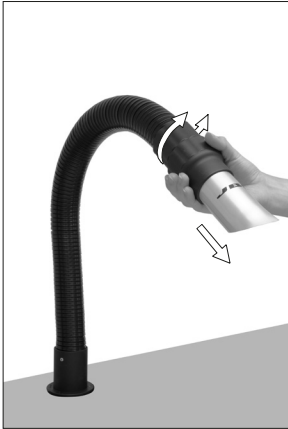


Rectangular Nozzle for FAE Fume Extractor
Ref. FAE080



Round Nozzle for FAE Fume Extractor
Ref. FAE081

Nozzle Replacement



- Turn the nozzle and pull out to remove it.



- A bayonet fitting system allows the proper connection between the flexible arm and the nozzle.



- The nozzles are designed to work with the arm suspended and also supported on the work bench.

Notes

This image shows a single sheet of white paper with horizontal ruling lines. The lines are evenly spaced and run across the width of the page. There are no margins, text, or other markings on the paper.

Specifications

- | | |
|-------------|------------------|
| - Weight: | 0,78 kg (1.72lb) |
| - Length: | 1 m (39.37 in) |
| - Diameter: | 50 mm (1.97 in) |

Complies with CE standards.
ESD protected.

JBC

Warranty

JBC's 2 year warranty covers this equipment against all manufacturing defects, including the replacement of defective parts and labour.

Warranty does not cover product wear or misuse.

In order for the warranty to be valid, equipment must be returned, postage paid, to the dealer where it was purchased.



This product should not be thrown in the garbage.

In accordance with the European directive 2002/96/EC, electronic equipment at the end of their life must be collected and returned to an authorized recycling facility.



Manual in other languages available on our website

www.jbctools.com