



THE WORLD LEADER IN
FUME EXTRACTION TECHNOLOGY

V 4000

ELECTRONICS

Last Updated on 28.08.2018



High airflow fume extraction system for Reflow Ovens, Wave Solder Machines and Conformal Coating Systems.

BOFA's V4000 volume extraction units have the capacity to be used on all manufacturers of automated soldering systems such as reflow ovens.

Large filter capacity and vast carbon filters ensure long filter life and optimum extraction even when lead free solder is used.

Adjustable and regulated air flow control ensures consistent temperatures within the solder machine /reflow oven, throughout the life of the filters.

Easily accessible filters are accommodated by the uniquely styled gas spring assisted 'Gull Winged' doors, which allow for maximum space and ease when changing filters.

Unit interfaces such as stop/start and system failure are available as options.

Technology



HEPA filter



Automatic flow
control (AFC)
technology



Advanced carbon
filter (ACF)
technology



Multi voltage
sensing (MVS) unit



ProTECT service
plan



SureCHECK
quality standard

Key features of the V 4000

Blower with high airflow
Standard

Filter condition display
Standard

Unique gas spring assisted 'Gull Winged' doors for filter access
Standard

VOC gas sensor (Volatile Organic Compound)
Optional

Remote stop/start interface
Optional

Long life filters with low replacement costs
Standard

Built in silencing
Standard

Automatic flow control system
Standard

DeepPleat pre filter
Optional

Filter change/System fail signal
Optional

Contact BOFA at <https://bofainternational.com/en/contact/>

<https://bofainternational.com/en/portal/datasheets/v-4000/>



Technical specification

1. Unit / Filter condition display - Automatic Flow Control

2. On / off switch

3. Signal / interface cable

4. Power cable

5. Castors

6. Door hinge

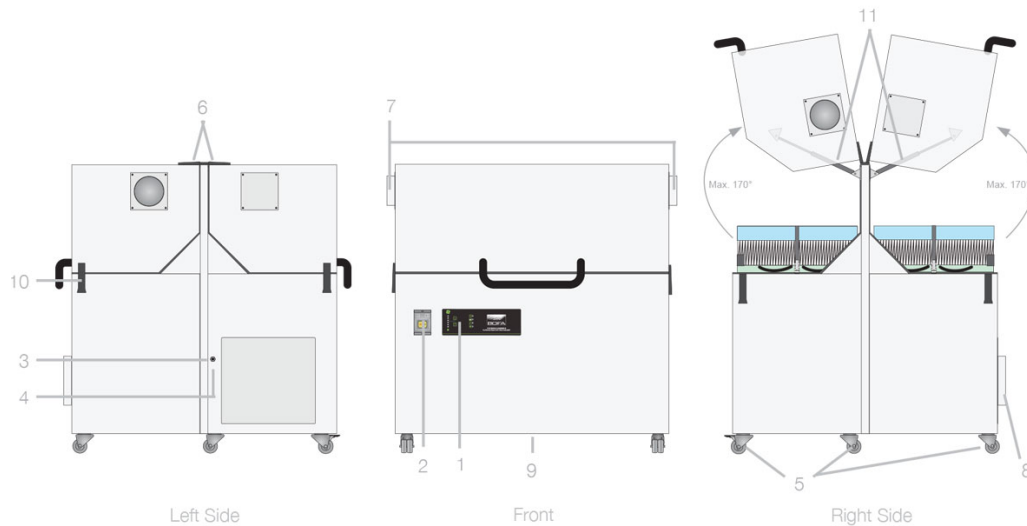
7. Hose inlet connection - 150mm

8. Exhaust outlet - 250mm

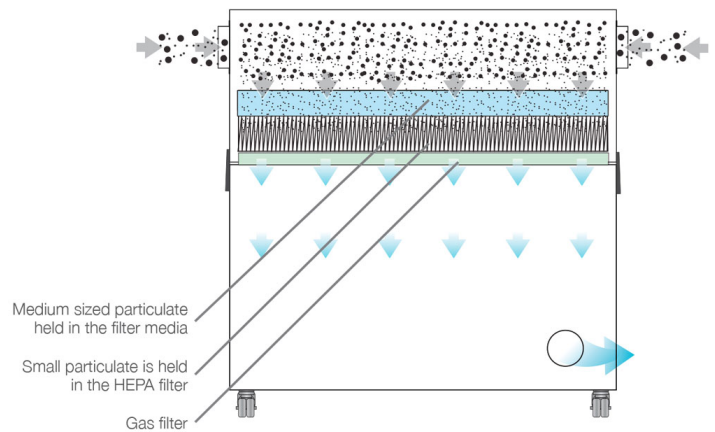

9. Motor cooling inlet

10. Door latch

11. Gas springs



Airflow through filters



Part numbers

Model	Part no.	24V Stop / Start	Filter change / System failure signal	VOC monitoring
V 4000 Powder coated	E1843A	A2001	A2002	A2003

Replacement filters part numbers

Model	Pre filter	HEPA filter	Gas filter
V 4000	A1030183	A1030184	A1030185

Technical data		
	EU	US
Dimensions (HxWxD)	1475 x 1450 x 1500mm	58 x 57 x 59"
Cabinet construction	Powder coated mild steel	Powder coated mild steel
Airflow / Pressure	4000m³/hr / 30mbar	2354cfm / 30mbar
Electrical data	207V - 253V Δ / 3Ph / 50Hz / 4kw / 13.5A 360V - 440V Y / 3Ph / 50Hz / 4kw / 7.8A	238V - 290V Δ / 3Ph / 60Hz / 4.0kw / 7.0A 415V - 505V Y / 3Ph / 60Hz / 4.0kw / 12.1A
Noise level	< 65dBA (at typical operating speed)	< 65dBA (at typical operating speed)
Weight	460kgs	1014lbs
Approvals	CE	CE

Combined filter specifications	
HEPA filter media	Glass fibre
HEPA media construction	Maxi pleat construction with webbing spacers
Filter efficiency	99.997% @ 0.3 microns
Gas filter	Treated Activated Carbon (35kg x 2) (77lbs x 2)

DeepPleat pre filter specifications	
Surface media Area	3m² approx (32.28 ft²)
Filter media	Glass fibre
Filter media construction	Folded pleat
Filter housing	Card case
Filter efficiency	96% @ 2 microns

Other languages

[French](#)

Datasheet correct at time of publishing. For specific applications, please contact us for details.

Think before you print! Please consider the environment before printing this document.

